

INSTRUCTIONS


Students sort the pictures by their middle sound.

Simply lay the labels out onto the table or carpet and students place the pictures underneath their matching label.







Short
a



Short
e

Short
i





Short
o



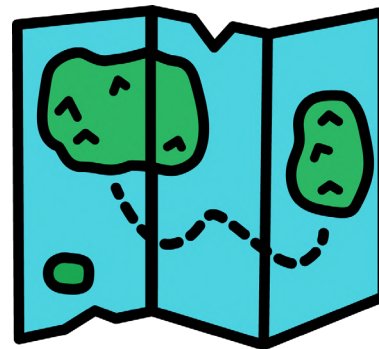
Short
u




v_n




s_d



m_p




h_t




c_t



b_g




b_t




f_n



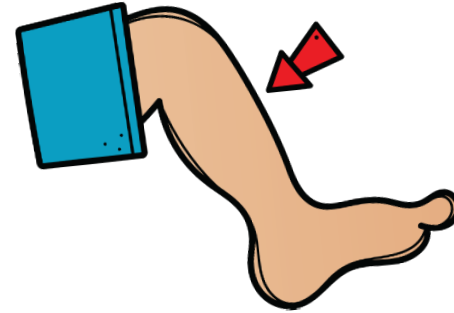
j_m




b_d



r_d




l_g



h_n



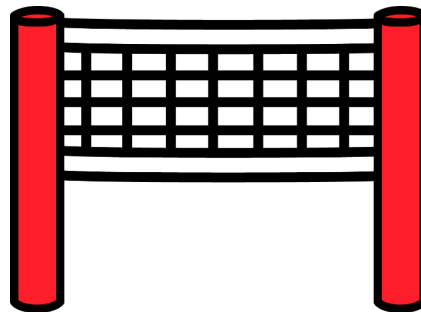
j_t



t_n



p_n




n_t




w_t



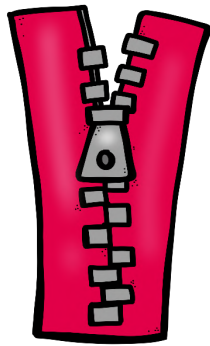
l_d



p_g




l_p




z_p




b_n



p_n



k_d




w_g




d_p



m_p



d_g




j_g




l_g




c_p




p_t




t_p




b_x



h_p




s_n



t_b



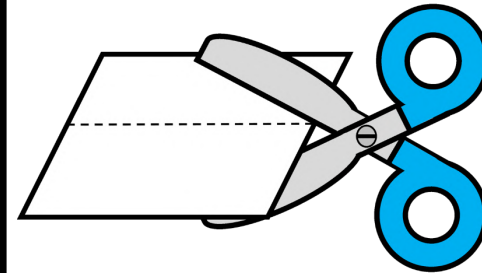
g_m




b_g



m_g




c_t



r_g



m_d



h_g